

DVV-EP-2.2. Annual report from CoE for the last five years

S.no	Year of Outgoing	Page no
1	2016	2
2	2017	3
3	2018	4
4	2019	5
5	2020	6




OFFICE OF THE CONTROLLER OF EXAMINATIONS

Annual Report of the Final Year students appeared for End Semester Examinations

2016 Outgoing batch (2012 Admitted batch)

Branch	No. of Students appeared	No. of Students Passed	Pass percentage	Percentage of students eligible for the degree (program-wise)	Minimum CGPA	Maximum CGPA
CE	67	55	82.09	82.09	5.47	8.99
EEE	135	118	87.41	87.41	5.86	9.36
ME	138	127	92.03	92.03	5.71	8.99
ECE	203	170	83.74	83.74	5.58	9.21
CSE	128	114	89.06	89.06	5.42	8.95
CHEM	43	31	72.09	72.09	6.29	9.04
IT	52	40	76.92	76.92	6.01	8.70
PE	70	57	81.43	81.43	5.59	9.01
Total	836	712	85.17			


ACE


Controller of Examinations
Controller of Examinations
GMR Institute of Technology(Autonomous)
GMR Nagar, RAJAM - 532 127



OFFICE OF THE CONTROLLER OF EXAMINATIONS


Annual Report of the Final Year students appeared for End Semester Examinations

2017 Outgoing batch (2013 Admitted batch)

Branch	No. of Students appeared	No. of Students Passed	Pass percentage	Percentage of students eligible for the degree (program-wise)	Minimum CGPA	Maximum CGPA
CE	68	60	88.24	88.24	5.36	8.99
EEE	129	102	79.07	79.07	5.84	9.17
ME	134	118	88.06	88.06	5.51	8.99
ECE	196	157	79.70	79.70	5.78	9.29
CSE	152	115	75.66	75.66	5.50	8.87
CHEM	42	22	52.38	52.38	5.87	9.80
IT	39	36	92.31	92.31	6.12	8.81
PE	59	44	74.58	74.58	5.78	9.15
Total	819	654	79.85			



ACE



Controller of Examinations

Controller of Examinations
GMR Institute of Technology(Autonomous)
GMR Nagar, RAJAM - 532 127




OFFICE OF THE CONTROLLER OF EXAMINATIONS

Annual Report of the Final Year students appeared for End Semester Examinations

2018 Outgoing batch (2014 Admitted batch)

Branch	No. of Students appeared	No. of Students Passed	Pass percentage	Percentage of students eligible for the degree (program-wise)	Minimum CGPA	Maximum CGPA
CE	67	47	70.15	70.15	5.29	9.02
EEE	137	104	75.91	75.91	5.44	8.90
ME	146	123	84.25	84.25	5.71	9.10
ECE	198	144	72.73	72.73	5.83	8.96
CSE	188	149	79.26	79.26	5.63	9.09
CHEM	24	11	45.83	45.83	6.75	9.44
IT	42	33	78.57	78.57	6.28	8.50
PE	44	28	63.64	63.64	5.60	8.85
Total	846	639	75.53			


ACE


Controller of Examination
Controller of Examinations
GMR institute of Technology(Autonomous)
GMR Nagar, RAJAM - 532 127



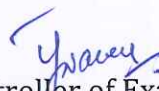
OFFICE OF THE CONTROLLER OF EXAMINATIONS

Annual Report of the Final Year students appeared for End Semester Examinations

2019 Outgoing batch (2015 Admitted batch)

Branch	No. of Students appeared	No. of Students Passed	Pass percentage	Percentage of students eligible for the degree (program-wise)	Minimum CGPA	Maximum CGPA
CE	72	57	79.17	79.17	5.63	8.96
EEE	124	102	82.26	82.26	5.47	9.22
ME	134	112	83.58	83.58	6.13	9.08
ECE	197	151	76.65	76.65	5.86	9.11
CSE	171	147	85.96	85.96	5.50	8.94
CHEM	40	31	77.50	77.50	6.07	8.94
IT	43	40	93.02	93.02	5.77	8.64
PE	50	33	66.00	66.00	5.77	8.91
Total	831	673	80.99			


ACE


Controller of Examinations
GMR Institute of Technology (Autonomous)
GMR Nagar, RAJAM - 532 127



OFFICE OF THE CONTROLLER OF EXAMINATIONS


Annual Report of the Final Year students appeared for End Semester Examinations

2020 Outgoing batch (2016 Admitted batch)

Branch	No. of Students appeared	No. of Students Passed	Pass percentage	Percentage of students eligible for the degree (program-wise)	Minimum CGPA	Maximum CGPA
CE	118	98	83.05	83.05	5.65	8.99
EEE	125	106	84.80	84.80	6.01	8.95
ME	131	105	80.15	80.15	5.75	9.56
ECE	194	169	87.11	87.11	5.8	9.51
CSE	181	166	91.71	91.71	6.05	9.43
CHEM	31	26	83.87	83.87	6.35	9.5
IT	59	54	91.53	91.53	5.89	9.31
PE	28	26	92.86	92.86	6.41	9.41
Total	867	750	86.51			



ACE



Controller of Examinations

Controller of Examinations

GMR Institute of Technology(Autonomous)

GMR Nagar, RAJAM - 532 127